

# Gender Pay Gap Report 2020

The information below shows our “Gender Pay Gap”. This is simply a snapshot of the difference between the average hourly pay levels of all women compared to all men, regardless of their number, role or seniority. This is in line with the legal reporting requirements and it is not a comparison between individuals doing the same or similar work of equal value. **It is therefore important to note that Gender Pay Gap is not about Equal Pay for Men and Women doing the same or similar jobs.**

At Radius Systems Limited we believe in providing equality and diversity amongst our workforce. As such, we welcome the opportunity to publish the information required under the Gender Pay Gap Regulations.

However, it should be noted that as more than half of our employees were on furlough during April 2020 and therefore excluded from the mean and median Gender Pay Gap figures, these cannot be said to accurately reflect the distribution of hourly rates within our organisation at this time.

## Mean Gender Pay Gap

## Median Gender Pay Gap

## Mean Bonus Gender Pay Gap

Radius Group 8.5%

Radius Group 1.8%

Radius Systems 44.2%

Radius Systems 22.1%

Radius Systems 15%

## Median Bonus Gender Pay Gap

Radius Systems 16.7%

The figures above show the % by which women’s average pay and bonus pay is lower compared to men.

For 75% of our employees there is a small GPG - the larger GPG exists in the upper quartile.

### Lower Quartile



Female Male

**Women’s median pay 9.6% lower**  
M: 64.9%  
F: 35.1%

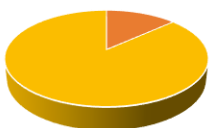
### Upper Middle



Female Male

**Women’s median pay 2.9% higher**  
M: 88.9%  
F: 11.1%

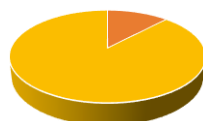
### Lower Middle



Female Male

**Women’s median pay 0.9% higher**  
M: 80.6%  
F: 19.4%

### Upper Quartile

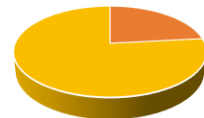


Female Male

**Women’s median pay 35.2% lower**  
M: 75%  
F: 25%

## % of Men and Women receiving a bonus payment

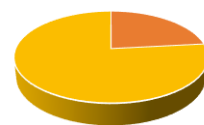
### Men Receiving Bonus



Receiving Not Receiving

Receiving: 35.1%  
Not Receiving: 64.9%

### Women Receiving Bonus



Receiving Not Receiving

Receiving: 36.9%  
Not Receiving: 63.1%

The “Gender Pay Gap” is an average figure across the whole Organisation.

It is important to note that “Gender Pay Gap” data is fundamentally different to “Equal Pay”, which relates to the principle that men and women should earn the same for carrying out the same or equivalent work. Radius Systems Limited is confident that men and women are paid equally for doing the same jobs and jobs of equivalent value across our business.

- The Gender Pay Gap Regulations require us to report the figures for legal entities with more than 250 employees – in our case, Radius Systems Limited only. However, we have chosen to publish the Mean and Median Gender Pay Gap figures for the Radius Group in addition to Radius Systems Limited. We believe it would be artificial simply to consider only one Group Company and to disregard the others.
- The pay gap is marginal overall in the first 3 quartiles (lower/lower middle and upper middle) and all apart from the upper quartile median figures are below the national median Gender Pay Gap figure of 15.5% in 2020. The upper middle pay gap is in favour of women by 2.9%.
- The most significant difference in average pay at Radius Systems Limited relates to the upper quartile. This is principally because of the nature of our business, which operates in a sector which has several traditionally male dominated disciplines within it. As a consequence of this, and historic educational bias, the current generation of senior employees (in Sales, Engineering and Management) are male in the areas falling within the upper quartile. This is not unusual for the type of business that we are in and is influenced by the fact that



women are historically less likely to study relevant qualifications, such as Engineering, Manufacturing and Technology. This is however beginning to change and we are committed to addressing the imbalance in this quartile. Nevertheless, the fact remains that currently the pool of potential candidates applying for senior positions with us is still predominantly male dominated. Despite this, it is our policy to seek a diverse range of applicants for all roles and, within the last 12 months, we have recruited females to 3 out of 5 senior jobs because they were the most suitable candidates for the positions.

- We are not complacent about our Gender Pay Gap challenge and actively encourage female applications to senior roles as well as enabling all employees to reach their full potential within our business. Although we recognise that it may take time, we will continue to strive to eliminate the Gender Pay Gap.

- The submission of the annual Gender Pay Gap Report will be an opportunity for us to review our performance in this regard and we will continue to monitor our Gender Pay Gap and identify and action and opportunities for improvement.
- We will focus on the areas we need to address and have already made progress in creating more opportunities for females within the workplace. For example, we have embraced a flexible working policy within our workforce and we believe this is an important step in ensuring employees have equal opportunity for career progression regardless of their personal circumstances. In this regard, two thirds of the flexible working requests made in the last 12 months have been granted.

We confirm the data reported is accurate.

Helen Foord  
HR DIRECTOR

Mark Stanway  
CEO

